


Dual seal super-rapid fittings

Series 8000

Tube external diameters: 4, 6, 8 mm (Ø 10 and 12 available on demand)

Ports G1/8 - G1/4

4



With its vast experience in manufacturing push-in connections for the pneumatics industry and its indepth research into fluid power systems, Camozzi has developed the Series 8000 super-rapid fitting featuring a dual sealing design.

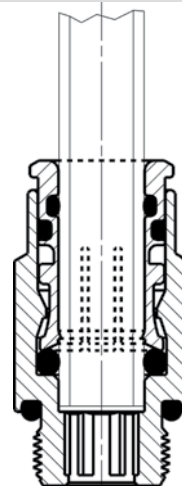
This new series derives from the popular Series 6000, which has been extensively tested in the pneumatic sector.

The main feature of this Series is the inclusion of additional seals (patented system) to provide a leak tight and positive connection eliminating the possibility of leakage which may occur from tube scoring. The dual seal super-rapid fittings are available in 6 different models. Connection and disconnection of the tube can be repeated many times without altering the performance of the fitting or compromising the sealing on the tube. The connect / release operation of the tube, which can be made without the use of tools, allows considerable time saving during installation and maintenance. The NBR seals can

be easily replaced. These fittings are available with tube to tube and threaded connections. On request these fittings can also be supplied in FKM and EDM.

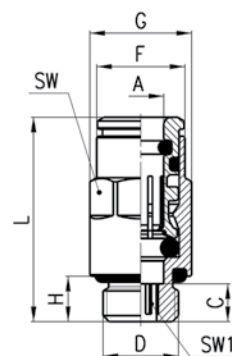
GENERAL DATA

Materials	body and gripper: nickel-plated brass, seals: NBR
Threads	Gas cylindrical ISO-228 (BSP)
Pressure	min. - 0,9 - max. 60 bar . The Series 8000 fittings have a working pressure of 60 bar but this would generally be limited by the type of tubing used.
Tube to connect	Polyamide (PA) 6 - 11 - 12, PU
Diameters	ø 4, 6, 8
Fluid	All fluids compatible with the fittings' mat. requiring a leak-tight seal, e.g. water.
Temperature	-20°C ÷ 100°C



Fittings Mod. 8512

With O-Ring assembled

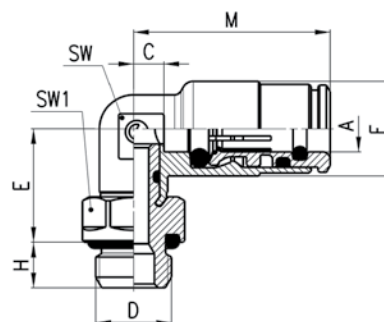


DIMENSIONS

Mod.	A	D	C	F	G	H	L	SW	SW1
8512 4-1/8	4	G1/8	5	8,8	13,5	6	23,8	12	2,5
8512 6-1/8	6	G1/8	5	11,7	13,5	6	27	12	4
8512 6-1/4	6	G1/4	6	11,7	16,4	7	28	15	4
8512 8-1/8	8	G1/8	8,5	13,7	15,2	6	32,5	14	5
8512 8-1/4	8	G1/4	7	13,7	16,4	7	31	15	6

Fittings Mod. 8522

Swivel elbow with O-Ring assembled

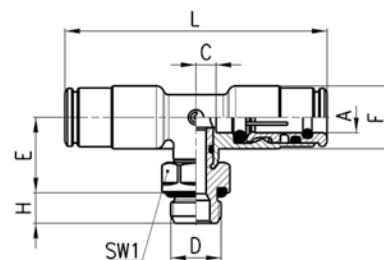


DIMENSIONS

Mod.	A	D	C	E	F	H	M	SW	SW1
8522 4-1/8	4	G1/8	3	14,5	10	6	21,5	9	12
8522 6-1/8	6	G1/8	4	15	12,5	6	26	10	12
8522 6-1/4	6	G1/4	4	16	12,5	7	26	10	15
8522 8-1/8	8	G1/8	5	16	14,5	6	29	12	12
8522 8-1/4	8	G1/4	5	17	14,5	7	29	12	15

Fittings Mod. 8432

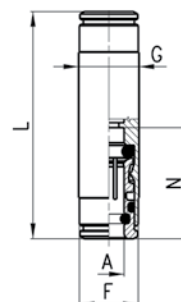
Swivel elbow with O-Ring assembled



DIMENSIONS

Mod.	A	D	C	E	F	H	L	SW1
8432 4-1/8	4	G1/8	3	14,5	10	6	43	12
8432 6-1/8	6	G1/8	4	15	12,5	6	52	12
8432 8-1/8	8	G1/8	5	16	14,5	6	58	12
8432 8-1/4	8	G1/4	5	17	14,5	7	58	15

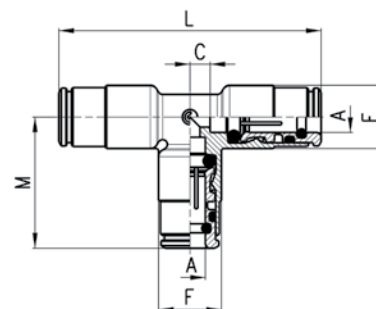
Fittings Mod. 8580



DIMENSIONS

Mod.	A	F	G	L	N
8580 4	4	8,8	10	38	19
8580 6	6	11,7	12	45	22
8580 8	8	13,7	14	48	24

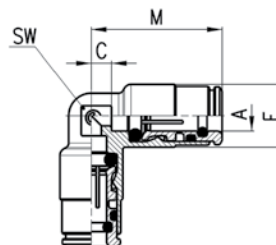
Fittings Mod. 8540



DIMENSIONS

Mod.	A	C	F	M	L
8540 4	4	3	10	21,5	43
8540 6	6	4	12,5	26	52
8540 8	8	5	14,5	29	58

Fittings Mod. 8550



DIMENSIONS

Mod.	A	C	F	M	SW
8550 4	4	3	10	21,5	9
8550 6	6	4	12,5	26	10
8550 8	8	5	14,5	29	12